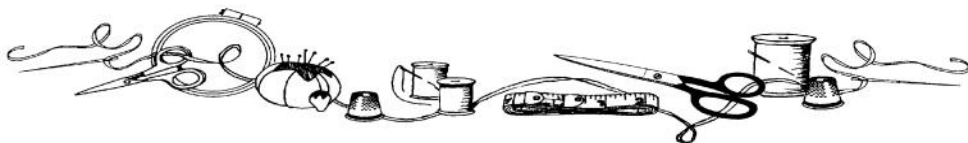


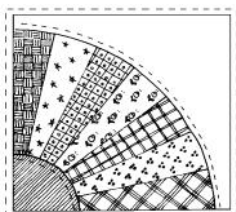
Sooner Quilts News

January— June 2011
Volume 5, Issue 1



www.soonerquilts.com

Store Events:



Sooner Quilts

7821 South Sooner Road
Guthrie, OK 73044
Phone/Fax: 405-282-2070

Birthday Club Free Membership!

Come in on your birthday and receive 20% off all regularly priced fabric/notions. Sewing machines and quilting services excluded.

Backing Discount Day

1st Thursday of the Month

Bring in your completed quilt top and pick any regular priced backing fabric of your choice and receive 25% off the price.

Limited to 1 top per month.

Sales!

Fat Quarter Frenzy

Saturday, April 2

All pre-cut fat quarters will be \$1.75

5th Saturday of the Month Sale

January 29, April 30

25% off books, patterns,
notions and kits

Tin Lizzie Classes

Would you like to own your own long arm quilting machine? Wondering how you could learn to use it? Well, we have the solution for you. We have Tin Lizzie Long Arm machines on hand for sale. And we offer classes to teach you how to use it!

The Tin Lizzie Eighteen LS

is a precision stitch regulated, affordable long-arm. Still not sure? No problem, rent our machine. Classes are taught by Susan Oliver and offered on one Wednesday afternoon and one Thursday night per month. Instruction includes how to thread the machine, load your own quilt, control the stitch pattern and hands-on practice. After completing the class, you can rent our long-arm and do your own quilts. The class fee is \$49 and the rental fee is \$15 per hour.

New!

Block of the Month Program "Patriots in Petticoats"

With Windham Fabrics in association with the Daughters of the American Revolution

12 month program - \$25 per month

Starts in January




Hand Work Small Group

First Tuesday of the Month 9-5

Cost: \$5

No matter what form of hand work you are looking to do — embroidery, appliqué, English paper piecing, etc. come join us once a month for a day of fun, sharing, and learning. Come for a couple of hours or the whole day. **Don't forget to pack a sack lunch!**



Road to Oklahoma SHOP HOP

June 9 -10 -11

Wednesday SEW Day

Each Wednesday our classroom is open to anyone looking for an escape place! Bring your lunch and a current project and hang out for the day! The classroom will be open from 9 to 5 at the price of \$5 per day.



Quilt Camp at Sooner Quilts

February 21-22

Sew and laugh at our Quilt Camp! Lunch will be provided both days as well as dinner on Monday.

Camp goes from 9-9 on Monday and 9-5 on Tuesday.

Camp fee is \$70.



Janome Classes

Need some help learning about all those wonderful features on your new Janome machine? We will cover all machine functions, accessories and your specific issues. If you purchased your machine at Sooner Quilts, your first class is free. Otherwise, classes are \$50. Check at the store for these dates.

Schedule of Quilting Classes

Class Policies

- A class supply list is available at registration.
- Your fee is refundable up to 3 days before the first class. After that point, the fee will be paid to the teacher.
- Notification will be made if a class is cancelled. The fee may be transferred to another class or refunded.
- Kits are available for some classes. Please reserve yours upon registration.
- Because of the distraction, babies, children and visitors are not allowed in class.

Machine Appliqué

Beginner Level

1 session (3 hours) Fee: \$18
Instructor: Susan Masters

Dates: Friday, March 18 1-4
Friday, June 17 1-4

Need to practice up on your machine appliqué skills? This is a technique class focusing on corners, points & curves. We will practice blanket, satin and invisible stitches.

Beginning Machine Piecing

Beginner Level

4 sessions (3 hours each) Fee: \$70 Instructor: Reta Brown

Dates: Saturday, March 5, 12, 19 and 26 11-2

Start your quilting journey in this enjoyable 12 hour class that covers the basic quilting shapes, sewing a quarter-inch seam, using a rotary cutter and pressing for success. Allow time in your schedule to attend each class—**they're sequential—and for homework which provides practice for piecing the blocks for the bordered sampler you'll have at the session's end. Book required.**

Finishing Your Quilt

Beginner Level

1 session (4 hours) Fee: \$35 (includes binding kit)
Instructor: Reta Brown

Date: Saturday, May 7 10-2

Here's an overview class on the steps needed to turn your top into a quilt. We'll cover backing selection, batting options (including take-home samples), marking and basting methods and tools needed. Quilting options are discussed including a demo of our shop's long arm quilting machine. Each student will use the kit provided in class to make a continuous, miter-cornered binding sample complete with a hanging sleeve and label.

Hand Quilting—Rocking Stitch

Beginner Level (Kit Included)

1 session (3 hours) Fee: \$23
Instructor: Brenda Esslinger

Date: Thursday, April 7 1-4

In today's fast paced world quilting by hand is becoming a lost art. Take time to discover the joy of completing your own master-piece and heirloom.

Hand Appliqué with Darcy

Beginner Level

1 session (5 hours) Fee: \$30 Instructor: Darcy Ashton

Dates: Thursday, March 24 10-3
Thursday, May 12 10-3

Practice Darcy's unique hand appliqué stitch while working on any of her animals from any of her books. You're sure to have a fun day!

Beginning Machine Quilting

1 session (3 hours)

Fee: \$18

Instructor: Martha Sheriff

Dates: Saturday, April 2 11-2
Saturday, June 18 11-2

Are you a piecer or a quilter? **If you aren't** quilting your quilts, you are a piecer or topper. Learn how to quilt your tops and pieced goods so they are quilts.

Using your own sewing machine, you'll learn how to set up your machine, what kinds of threads to use, how to decide what to do on your quilt and learn how to get comfortable with free motion quilting. It just takes a little **know how and practice and you'll be quilting** your own tops before you know it. Then you **can officially call yourself a "Quilter"**.

Folded Blocks

Beginner Level

1 session (3 hours)

Fee: \$18

Instructor: Jennifer Haxton

Dates: Friday, June 24 9-12
Saturday, June 25 11-2

Come have fun creating folded blocks from a great book from AQS. We will create a sampler of blocks using the technique. Prepare yourself—this is highly addictive!

Yipes, Stripes!

Beginner Level

1 session (3 hrs)

Fee: \$18

Instructor: Brenda Esslinger

Dates: Saturday, Feb.5 11-2

Striped fabrics often leave us scratching our heads wondering what to do with them. See how easy it is to make a stunning quilt using a stripe as the main fabric.

Charm Wheels

Beginner Level

1 session (3 hours)

Fee: \$18

Instructor: Brenda Esslinger

Date: Thursday, Feb. 10 1-4

Use charm packs and one background fabric to create these fast and easy pinwheels in two different sizes.

Beginning Paper Piecing

Beginner Level

1 session (3 hours)

Fee: \$18

Instructor: Jennifer Haxton

Date: Thursday, April 14 4-7

Learn the basics for successful paper piecing.

Judy Niemeyer Therapy Day

All Levels

Dates: Saturday, April 23 9-3

Saturday, May 14 9-3

Fee: \$25

The frenzy started with the Amazon Star, but keeps growing with each new pattern. If you find that you need a little therapy to get these large projects completed, we have just the thing.

We arranged some special days to help you through your projects. Spend the day with other Judy Niemeyer enthusiasts (addicts) regardless of which pattern you are doing.

Experienced Judy Niemeyer quilters available to assist.



January 2011

SUN	MON	TUE	WED	THU	FRI	SAT
						1
2	3	4 Hand Work Group	5 Tin Lizzie 1:30-5	6	7	8
9	10	11	12	13 Tin Lizzie 6-9:30	14	15
16	17	18	19	20 Calendar Quilts 5-8	21	22
23	24	25	26	27	28	29
30	31					

February 2011

SUN	MON	TUE	WED	THU	FRI	SAT
		1 Hand Work Group	2 Tin Lizzie 1:30-5	3	4	5 Yipes, Stripes! 11-2
6	7	8	9	10 Charm Wheels 1-4 Tin Lizzie 6-9:30	11	12
13	14	15	16	17 Calendar Quilts 5-8	18	19 One Block Wonder 9-3
20	21 Quilt Camp 9-9	22 Quilt Camp 9-5	23	24	25	26 J N Spikes 9-4
27	28					

March 2011

SUN	MON	TUE	WED	THU	FRI	SAT
		1 Hand Work Group	2 Tin Lizzie 1:30-5	3	4	5 Beg. Piecing 11-2 Class #1
6	7	8	9	10 Tin Lizzie 6-9:30	11 Tee Shirts 1-4	12 Beg. Piecing 11-2 Class #2
13	14	15	16	17 Calendar Quilts 5-8	18 Machine Appliqué 1-4	19 Beg. Piecing 11-2 Class #3
20	21 Debz Bake Shop 9-5	22	23	24 Hand App w/ Darcy 10-3	25 Lone Star 1-4	26 Beg. Piecing 11-2 Class #4
27	28	29	30	31		

Judy Niemeyer's Spikes Class

Beginner Level

1 session (7 hours)
Instructor: Susan Oliver

Fee: \$42

Date: Saturday, February 26 9-4

These patterns use 2 1/2" strips such as Bali Pops and is an excellent beginner pattern! Weeping Willow, Stepping Stones and Waterfalls and the Cappuccino: Party for 4! In this class you will learn some of the tricks for stacking and cutting to make the piecing easier and less intimidating.

Tee Shirt Quilts

Beginner Level

1 session (3 hours)
Instructor: Susan Masters

Fee: \$18

Date: Friday, March 11 1-4

From design layout to details about construction, learn to make that tee shirt quilt you promised.

Lone Star

Intermediate Level

1 session (3 hours)
Instructor: Brenda Esslinger

Fee: \$18

Date: Friday, March 25 1-4

Learn how easy this stunning traditional pattern can be. We will make a block suitable for finishing into a large pillow or wall hanging that will teach you everything you need to know to make a star of any size.

One Block Wonder

Beginner Level

1 session (6 hours)
Instructor: Brenda Esslinger

Fee: \$35

Date: Saturday, Feb. 19 9-3

Create stunning one of a kind kaleidoscopic quilts using only one fabric and one template. Warning: This technique is highly addictive.

April 2011

SUN	MON	TUE	WED	THU	FRI	SAT
					1	2 Fat Quarter Sale Beg Mach Quilting 11-2
3	4	5 Hand Work Group	6 Tin Lizzie 1:30-5	7 Hand Quilting 1-4	8	9 Photo Transfer 11-2
10	11 Debz Bake Shop 9-5	12	13	14 Beg Paper Piecing	15	16 Old Roses 11-2
17	18	19	20	21 Calendar Quilt 5-8 Tin Lizzie 6-9:30	22	23 Judy Niemeyer Therapy 9-3
24	25	26	27	28	29	30 5th Sat Sale 3 Ducks 9-4

3 Ducks in a Row

Beginner Level

1 session (7 hours)
Instructor: Susan Oliver

Fee: \$42

Date: Saturday, April 30 9-4

This quilt was designed to teach two very simple techniques using template layout sheets for the cutting and foundation paper **for the sewing**. We'll take it even further by layering our fabrics in the order they will be sewed so that we can then work through a stack to speed up the piecing process.




Photo Transfer

Beginner Level

1 Session (3 hrs.)
Instructor: Susan Masters

Fee: \$18

Date: Saturday, April 9 11-2

Practice using products for putting pictures on fabric. This is a great way to get started on that memory quilt.

Debz Bake Shop Jelly Roll Workshop

All Levels

1 Session (8 hrs.)
Instructor: Debbie Hamilton

Fee: \$25

Date: Monday, March 21 9-5

We will use a jelly roll to construct a pinwheel quilt (67 x 77). **"Jelly and Jam" on display at the shop.** Bring a lunch with you and come prepared for lots of sewing and fun.

May 2011

SUN	MON	TUE	WED	THU	FRI	SAT
1	2	3 Hand Work Group	4	5	6	7 Finishing Your Quilt 10-2
8	9	10	11	12 Hand App 10-3 Tin Lizzie 6-9:30	13	14 Judy Niemeyer Therapy 9-3
15	16	17	18 Tin Lizzie 1:30-5	19 Calendar Quilts 5-8	20	21 Baby Bottle 11-2
22	23	24	25	26	27	28
29	30	31				

Debz Bake Shop Layer Cake Mystery

All Levels

1 Session (8 hrs.) Fee: \$25
 Instructor: Debbie Hamilton
 Date: Monday, April 11 9-5

Choose your quilt design in class. Deb will show you a variety of ways to use your layer cake. Our **"in house" scrappy layer cakes will be available to class participants for \$25 each.** (Limit 2) Bring a lunch and have fun with us!



Folded Facets—Old Roses

All Levels

1 session (3 hours) Fee: \$18
 Instructor: Susan Masters
 Date: Saturday, April 16 11-2

This interesting and easy technique makes a sensational small wall hanging. We will make Victorian roses and a kit will be available for \$5. This is a great partner class—so bring a friend!

Folded Facets—Baby Bottle

All Levels

1 session (3 hours) Fee: \$18
 Instructor: Susan Masters
 Date: Saturday, May 21 11-2

Need a quick baby gift? This charming treat could hang over the baby bed! Add a name and **birth date and you'll have the perfect special present.** A kit will be available for \$5. This is a great partner class—so bring a friend!

June 2011

SUN	MON	TUE	WED	THU	FRI	SAT
			1	2	3	4
5	6	7	8	9 SHOP HOP	10 →	11
12	13	14	15	16 Calendar Quilts 5-8	17 Machine App. 1-4	18 Beg Machine Quilting 11-2
19	20	21	22	23	24 3D Folded Blocks 9-12	25 3D Folded Blocks 11-2
26	27	28	29	30		